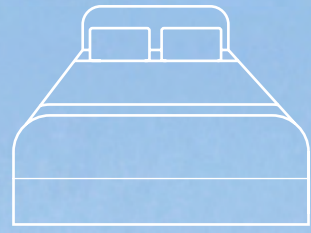


BBJ | SELECT



A product offering from
BOEING BUSINESS JETS

All the benefits of a BBJ 737 MAX



Full-sized amenities for superior comfort



14-15 hours nonstop range

#1

Most reliable aircraft ever produced



Lowest operating costs of any ultra-long range business jet



Custom

Hundreds of interior layouts

Simple

Single contract with Boeing

Efficient

Repeatable engineering and production

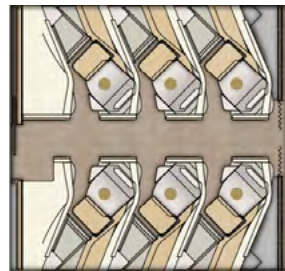
BBJ
SELECT

SELECT your spaces

Forward Lounge: Option D
- Priced options



Economy



Lie Flat



Recliner

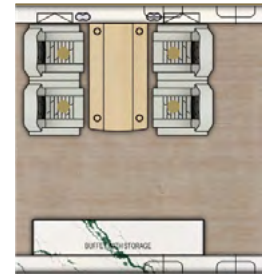
13 to 36 Passengers

Configuration dependent

- Occupiable for taxi, takeoff, and landing



Mid Lounge:
Option B



Mid Lounge:
Option C



Private Room:
Option B

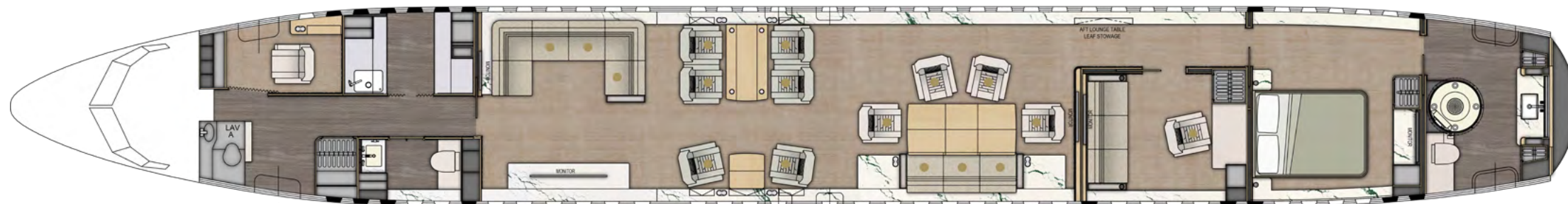


Private Room:
Option C



Private Room:
Option D

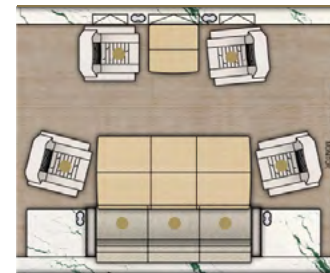
Crew Rest	Galley	Forward Lounge	Mid Lounge	Aft Lounge	Private Room	VIP Bedroom	Ensuite
Forward Entry	VIP Lav						



Forward Lounge:
Option B



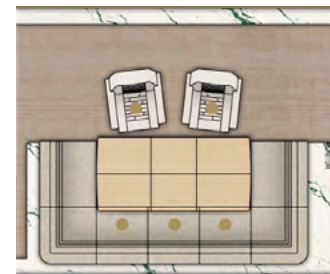
Aft Lounge:
Option B



Forward Lounge:
Option C



Aft Lounge:
Option C



A floor plan for every need

The BBJ Select can be configured to suit any mission, from relaxed family travel to productive business flights

BBJ 737-8

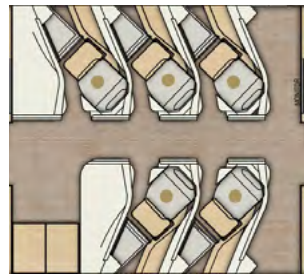
SELECT your spaces

Preliminary configurations

Forward Lounge: Option D
- Priced options



Economy



Lie Flat

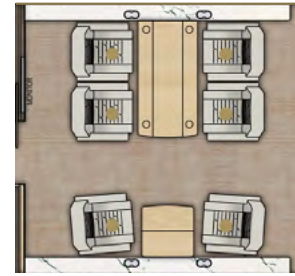


Recliner

12 to 36 Passengers

Configuration dependent

- Occupiable for taxi, takeoff, and landing



Mid Lounge:
Option B



Mid Lounge:
Option C



Private Room:
Option B



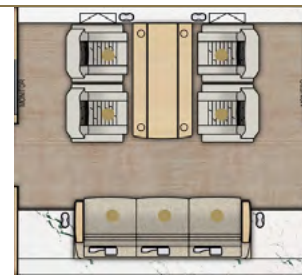
Private Room:
Option C



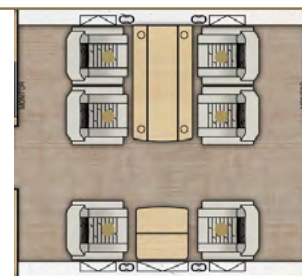
Private Room:
Option D



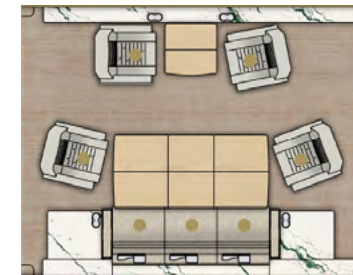
Forward Lounge:
Option B



Forward Lounge:
Option C



Aft Lounge:
Option B



Aft Lounge:
Option C



A floor plan
for every need

The BBJ Select can be configured to suit any mission, from relaxed family travel to productive business flights

SELECT your style

Serene, Earthbound and Midnight curated color palettes can be used as is, or further customized for a unique look



VIP Bedroom in Serene



Club seating and divan in Midnight



6-person dining in Earthbound



Lie-Flat seat in **Serene**



Private room in **Midnight**

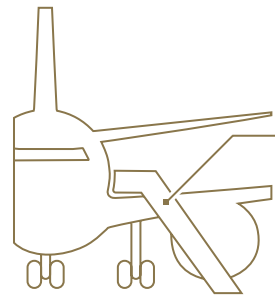


Club seating in sleeping position in **Midnight**



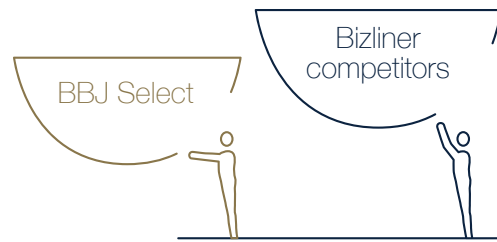
Shower and ensuite in **Earthbound**

Operate independently



Integrated airstairs

- Stowed beneath the floor to maximize space in the cabin
- Easily deployable from the ground or cabin



Accessible baggage

- More baggage volume than other business jets
- No ground equipment required

Operate confidently



The world's most reliable jet

- + Flown millions of hours in the most demanding conditions
- + Benefits from a global pool of 737 parts, mechanics and pilots
- + Over 1,300 airports around the globe with daily 737 flights

Backed by an experienced team



BOEING BUSINESS JETS

The leader in business jetliners for over 25 years
Dedicated worldwide VIP fleet support team



ALOFT AeroArchitects +
Greenpoint Technologies

Over 40 BBJ 737 interiors completed
Auxiliary fuel tank supplier on every BBJ 737

5-year Boeing parts & interior workmanship warranty
Comprehensive in-house MRO capability



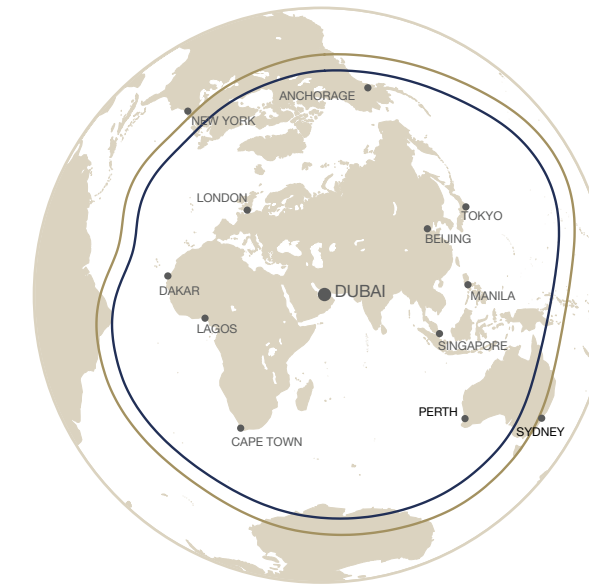
Space efficient

Much more cabin and cargo area
with the same external footprint
as other ultra-long-range jets

AIRCRAFT SHOWN IS THE BBJ 737-7

SELECT performance

BBJ Select Range
14 - 15 hours nonstop



	BBJ 737-7	BBJ 737-8		BBJ 737-7	BBJ 737-8		BBJ 737-7	BBJ 737-8		BBJ 737-7	BBJ 737-8
Maximum Cruise Altitude	41,000 ft	41,000 ft	Takeoff Field Length ¹	7,200 ft (2,200 m)	6,950 ft (1,980 m)	Cabin Area	884 ft ² 82.13 m ²	1,025 ft ² 95.2 m ²	Cabin Width	11 ft 7 in 3.53 m	11 ft 7 in 3.53 m
Typical Cruise Speed	0.79 Mach	0.79 Mach	Landing Field Length ²	4,100 ft (1,250 m)	4,100 ft (1,250 m)	Cabin Length	85 ft 8 in 26.1 m	98 ft 6 in 30 m	Baggage Qty	54 checked bags	118 checked bags
Maximum Cabin Altitude	6,500 ft	6,500 ft	Operating Costs	\$5,235 per hour	\$5,435 per hour	Cabin Height	7 ft 1 in 2.16 m	7 ft 1 in 2.16 m	Range	6,450 nmi 11,945 km	6,015 nmi 11,140 km

¹sea level, 30°C, MTOW

²sea level, typical landing weight

Preliminary BBJ Select data, range with 8 passengers, NBAA mission rules, 50% winds, 3% airways allowance



BOEING BUSINESS JETS
boeingbusinessjets.com/select

BBJ
SELECT